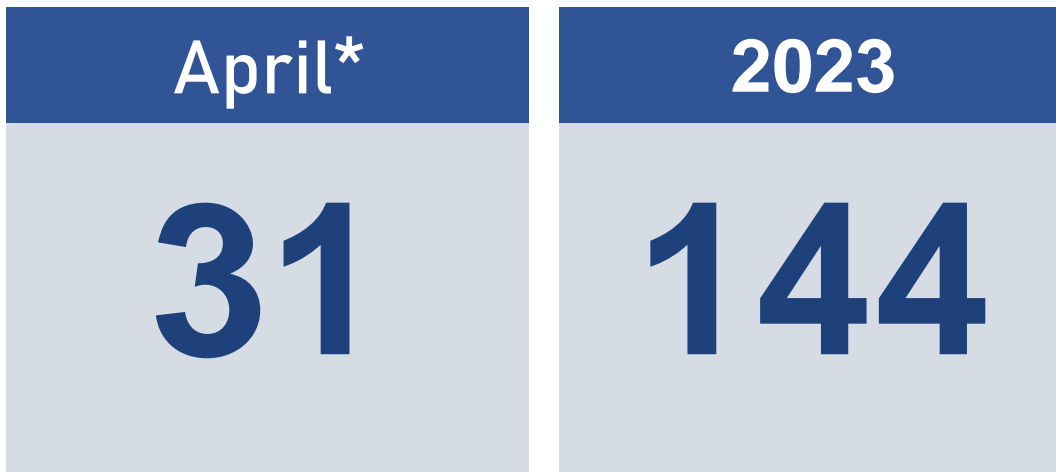


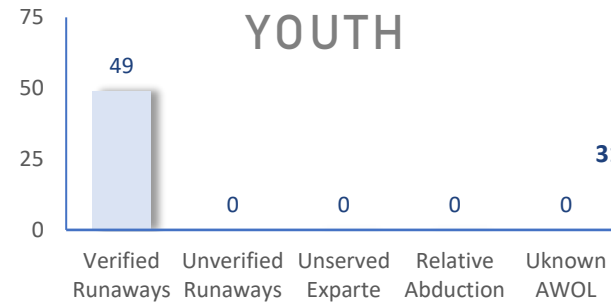
The following statistics show the status and demographics of absent Kansas foster youth and track DCF's successful recovery efforts.

RECOVERED YOUTH

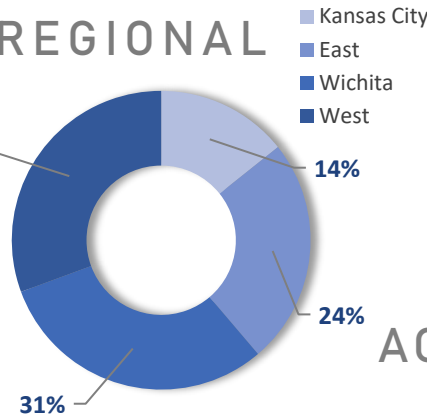


*A youth may be recovered more than once per month.

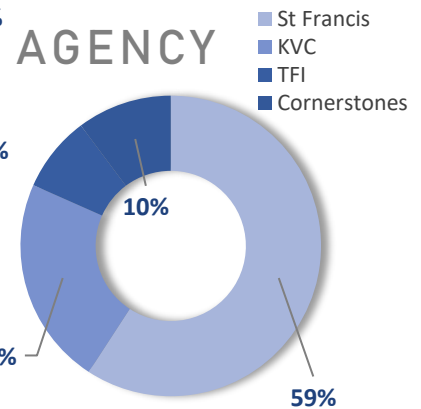
CURRENT AWOL YOUTH



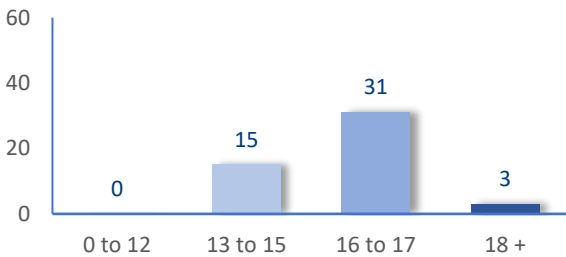
REGIONAL



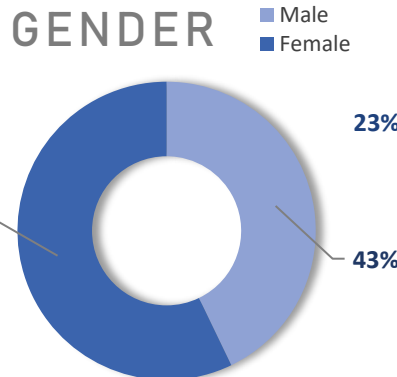
AGENCY



AGE



GENDER



TIME



DAILY AWOL YOUTH

2023

January		February		March		April	
DATE	# AWOL	DATE	# AWOL	DATE	# AWOL	DATE	# AWOL
3	58	1	66	1	60	3	51
4	57	2	68	2	61	4	54
5	58	3	68	3	58	5	54
6	58	6	66	6	58	6	54
9	60	7	64	7	57	7	52
10	57	8	65	8	56	10	53
11	57	9	64	9	56	11	53
12	57	10	61	10	53	12	54
13	59	13	55	13	54	13	57
17	59	14	61	14	57	14	58
18	60	15	62	15	58	17	59
19	60	16	62	16	58	18	58
20	60	17	60	17	57	19	55
23	62	20	60	20	57	20	50
24	63	21	58	21	55	21	46
25	63	22	59	22	54	24	47
26	62	23	61	23	55	25	49
27	62	24	58	24	56	26	
30	63	27	58	27	55	27	
31	64	28	59	28	55	28	
				29	55		
				30	55		
				31	52		